

# GRUPA

July 2025



Every product we present is designed and manufactured by Grupa in Croatia. We are proud that each one is carefully assembled by hand, ensuring that our lamps not only emit light, but reflect the highest level of craftsmanship.

Okolo	3
Onda	17
Igram	31
Arigato	55
Ili Ili	101
Baluna	119
Model	151
Dot	163

Okolo



The Okolo collection combines airy elegance and minimalist design. Featuring a floor lamp, table lamp, two wall-mounted options, and pendant lamps in two sizes, this cohesive series plays with lightness and structure.

In each version, a translucent textile shade encases a glass diffuser, supported by sleek aluminium strips. Inspired by movement and form, Okolo's seamless design creates a floating effect, blending pure functionality with weightless beauty and refinement.











Okolo

Wall Lamp Small












Wall Lamp Long











Characteristics:

Powder coated aluminum body shaped and assembled by hand. White canvas textile shade. Steel ceiling rose included for pendant lamps. Installation for wall lamps hardwiring or plug-in, for ceiling and pendant lamps hardwiring only.

Colour:  
Black, Off-White

Light Source:  
Dimmable LED bulb, E27

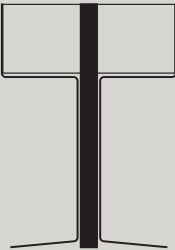
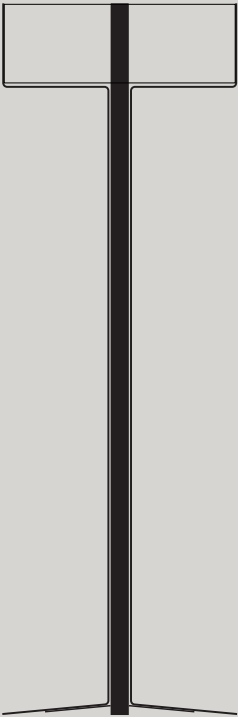


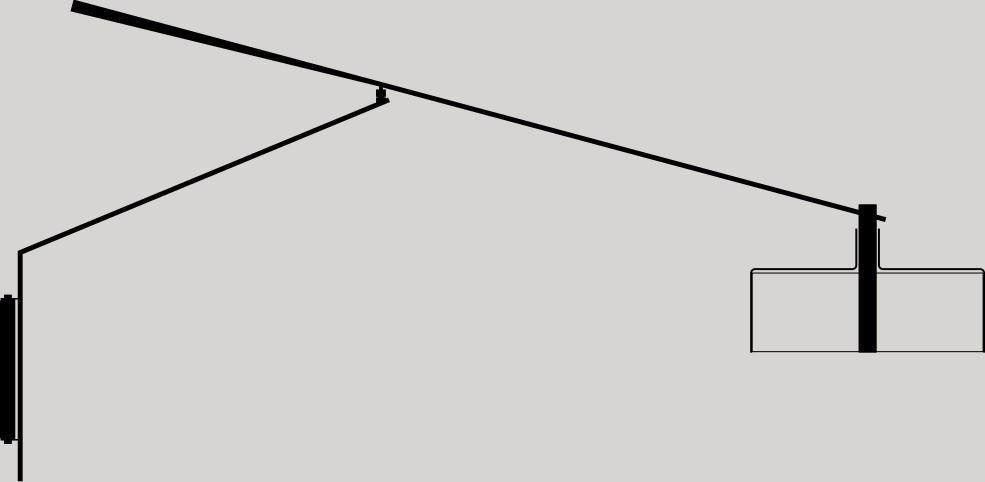
Table Lamp  
OK-T

358 × 358 × 500 mm  
Shade diameter 350 mm



Floor Lamp  
OK-F


478 × 478 × 1450 mm  
Shade diameter 470 mm



Wall Lamp Long  
OK-W-L

2000 × 478 × 832 mm min  
Shade diameter 470 mm  
Removable cord length 2500 mm (included)


Installation wall hardwiring or plug-in



Pendant Lamp  
OK-P-35

358 × 358 × 230 mm  
Shade diameter 350 mm  
Cord length 2500 mm (included)

Installation ceiling hardwiring



Pendant Lamp  
OK-P-47

478 × 478 × 250 mm  
Shade diameter 470 mm  
Cord length 2500 mm (included)

Installation ceiling hardwiring



Wall Lamp Small  
OK-W-S

160 × 182 × 334 mm  
Shade diameter 160 mm  
Removable cord length 2500 mm (included)

Installation wall hardwiring or plug-in

Colour:



Black



Off-White

Onda



Inspired by the classic lightbulb, the Onda pendant lamp blends elegance with simplicity. Crafted entirely from hand-blown glass, its gradient-coloured, carefully hand-coated surface transitions from deep hues on top to a soft white base.

When off, Onda reflects its surroundings and blends seamlessly into any environment; when turned on, Onda radiates a rich, focused glow. Available in a range of colours, each lamp offers a unique ambiance, making it ideal as either a stand-alone fixture or as part of creative clusters.











Onda Pendant

Gray



Blue









Onda Pendant

Peach



Peach and Brown






Onda Pendant Ochre

Characteristics:

Powder coated aluminum top.  
Hand-blown and hand-painted opal  
glass diffuser. Steel ceiling rose  
included. 2500 mm cord.


Light Source:  
GU10 LED




Onda Pendant  
ON-P

Ø 175 mm  
H 245 mm

Shade Colour:

- 

Grey
- 

Brown
- 



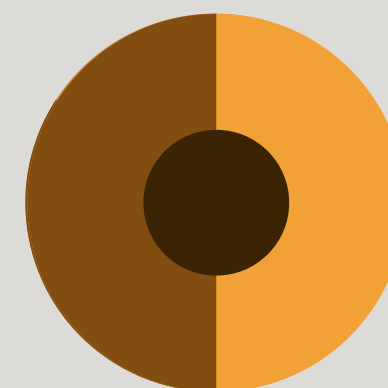
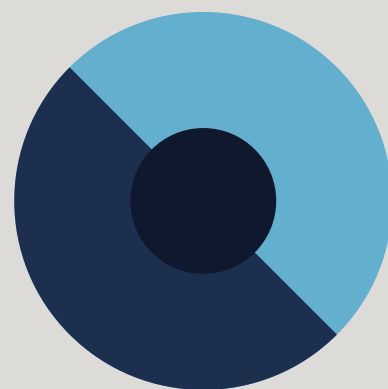




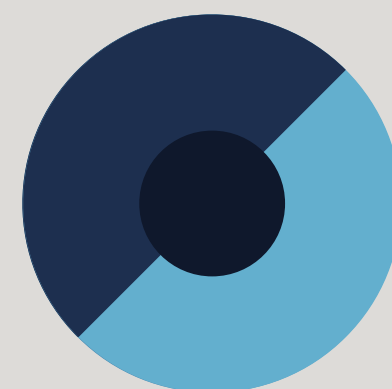
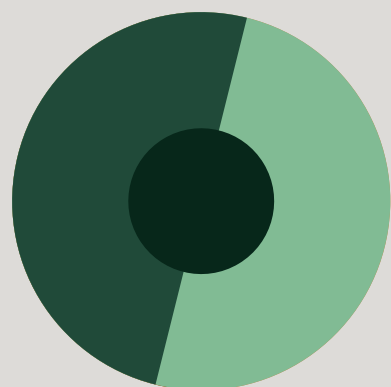
Peach
- 

Ochre
- 

Green
- 

Blue





Igram



Igram, meaning “playing” in Croatian, is the word that best describes the process of creating this unique collection. Silent by stature and nature, Igram is an interplay of ambiance and function.

The most emblematic piece for the entire collection is the Igram Wall Lamp, a versatile lighting fixture with a strong yet unobtrusive graphic presence. The collection further plays with a unique multipurpose product Igram Lamp + Table, a floor lamp combined with a metal construction and various handcrafted tabletops.

Inspired by the minimalism of Igram collection, the Portable Table Lamp was expressly designed to provide unparalleled lighting performance and visual elegance for tables seating up to four diners, indoors and outdoors. The design comes in two slightly different variants, shape I and J, meant to provide subtle visual variety and a sense of rhythm.







Igram



Portable Table Lamp









Igram



Portable Table Lamp





Igram



Portable Table Lamp





Portable Table Lamp





Igram



Wall Lamp











Igram



Lamp + Table








Characteristics:  
Steel body shaped, welded and powder coated in deep matte finish. Assembled by hand. Lampshades and arm rotation 180 degrees. Touch dimmer integrated on the horizontal arm. Opal PMMA light diffuser.

Colour:  
Black

Characteristics:  
Aluminium and steel body powder coated in deep matte finish. Opal PMMA light diffuser. Charging with USB-C cable. 3 levels of dimmability 100% | 45% | 15%, with autonomy 8 h | 17 h | 63 h. Low battery indicator. Indoor and outdoor use.

Colour:  
Black, White, Grey, Blue, Green, Red, Bronze, Brass

	Lamp + Table IG-LT	Wall Lamp IG-W
	Tabletop diameter 405 mm Tabletop height 400 mm Lamp height 1270 mm Lamp width 435 mm Arm length 385 mm Shade diameter 104 mm Cord length 2500 mm	Base diameter 104 mm Lamp height 940 mm Arm length 385 mm Shade diameter 104 mm Removable cord length 2500 mm (included)
	Light Source: Dimmable LED; 5,4 W; 580 lm; 2700 K	Installation wall hardwiring or plug-in
	LED driver with interchangeable plugs	Light Source: Dimmable LED; 2 × 5,4 W; 2 × 580 lm; 2700 K

	Portable Table Lamp IG-PT-I	Portable Table Lamp IG-PT-J
	Base diameter 80 mm Base height 100 mm Lamp height 400 mm Shade diameter 90 mm Charging cable included	Base diameter 80 mm Base height 100 mm Lamp height 400 mm Shade diameter 90 mm Charging cable included
	Light Source: Dimmable LED; 4.2 W; 358 lm; 2700 K; CRI ≥ 90	Light Source: Dimmable LED; 4.2 W; 358 lm; 2700 K; CRI ≥ 90

Tabletop Materials:  
Tempered Glass RAL



Black White Grey Beige Red

Oak Veneer



Black

Glazed Ceramic



Black White



Yellow\* Blue\* Green\*

Colour:



Black White Grey Blue Green Red Bronze Brass

\* On Request (MOQ)



Arigato



The idea behind our Arigato lamp collection was to present a stylized everyday object inspired by the shape of a person bowing, a universally recognized gesture used to express gratitude and greetings. Its adjustability and applicability ensure a beautiful performance in various spaces and contexts. The mobility of the shade and the arms of the lamp enables the projection of the light in every direction.

The collection is composed of table, floor, wall, pendant and ceiling models that come with a handmade steel body and aluminium shade. Red, blue and green matte colours have been added to the existing colour range of black, white and raw.

Along with a 22 cm diameter lampshade throughout the collection, ceiling, wall and pendant versions are also available with 45 cm lampshades.











Arigato



Pendant Lamp 45    Pendant Lamp









Arigato

Wall Lamp Long



Wall Lamp Short





Arigato



Wall Lamp

Wall Lamp Short





Arigato      Wall Lamp Extra Short   Wall Lamp Short   Wall Lamp   Wall Lamp Long



Wall Lamp Long





Arigato

Wall Lamp P2



Wall Lamp Double









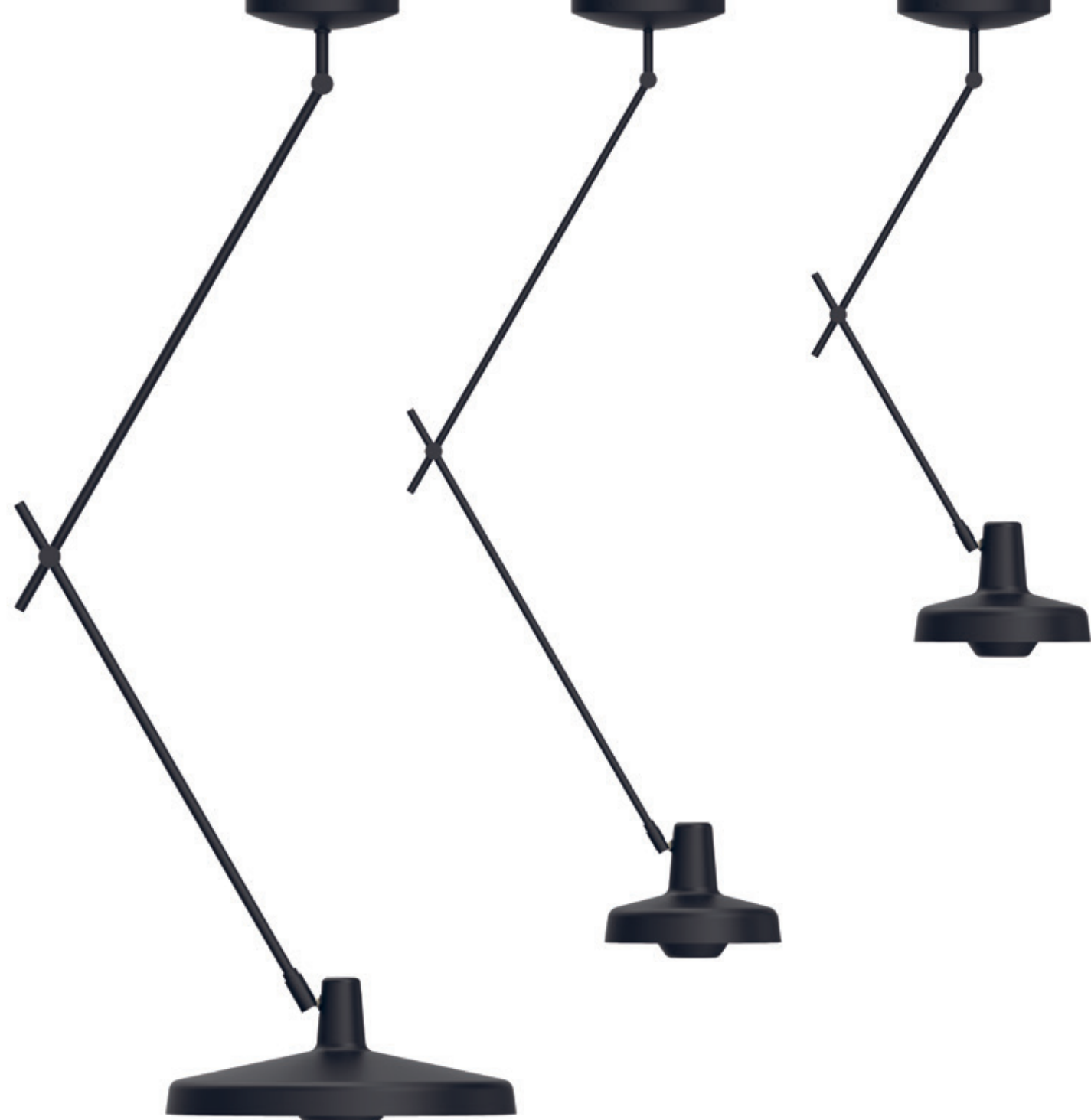
Arigato

Wall Lamp 45



Ceiling Lamp 45





Arigato

Ceiling Lamp 45   Ceiling Lamp Long   Ceiling Lamp



Ceiling Lamp Long









Arigato

Ceiling Lamp Double



Ceiling Lamp P3









Arigato

Floor Lamp



Floor Lamp Palace





Arigato



Floor Lamp Double






Arigato



Table Lamp Palace



Arigato's joint system is custom made to hide the cable. It allows you to effortlessly move the lamp with a single gesture, without turning any knobs or levers. The shade joint is made from three different materials, which makes its adjustments completely silent.





Characteristics:  
Press spun aluminium lampshade and steel body shaped, welded and assembled by hand. Powder coated. Lampshade rotation 360 degrees. Undershade included. Steel ceiling rose included for pendant lamps. Installation for wall lamps hardwiring or plug-in, for ceiling and pendant lamps hardwiring only.

Colour:  
White, Black

Raw (lacquered raw aluminum) available only on pendants

Red, Blue, Green available only on pendants and Wall Extra Short

Light Source:  
E27 max 70W (not included).




Wall Lamp Extra Short  
AR-W-XS

Base diameter 89 mm  
Arm length 120 mm  
Shade diameter 228 mm  
Arm rotation 135 degrees

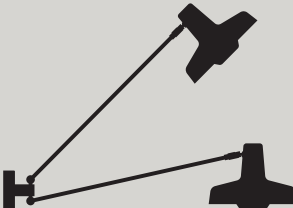
Option 1  
With On/Off switch and removable cord, length 2500 mm

Option 2  
Without switch and cord



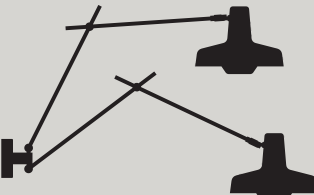
Wall Lamp Short  
AR-W-S

Base diameter 100 mm  
Base rod length 50 mm  
Arm length 320 mm  
Shade diameter 228 mm  
Arm rotation 180 degrees  
Removable cord length 2500 mm (included)  
On/Off switch on the lamp base




Wall Lamp P2  
AR-WP2

Base diameter 100 mm  
Base rod length 50 mm  
Arm length 2 x 550 mm  
Shade diameter 228 mm  
Arm rotation 180 degrees  
Removable cord length 2500 mm (included)  
On/Off switch on the lamp base



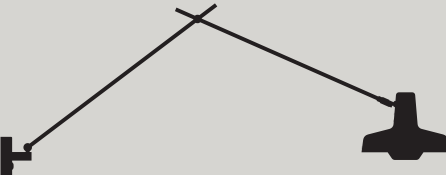
Wall Lamp Double  
AR-W2

Base diameter 100 mm  
Base rod length 50 mm  
Arm length 2 x 350+350 mm  
Shade diameter 228 mm  
Arm rotation 180 degrees  
Removable cord length 2500 mm (included)  
On/Off switch on the lamp base



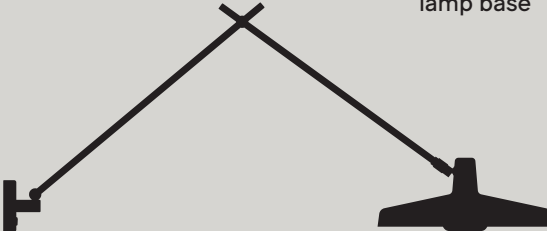
Wall Lamp  
AR-W

Base diameter 100 mm  
Base rod length 50 mm  
Arm length 350+350 mm  
Shade diameter 228 mm  
Arm rotation 180 degrees  
Removable cord length 2500 mm (included)  
On/Off switch on the lamp base



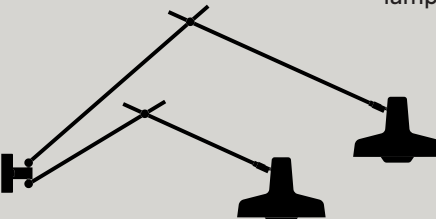
Wall Lamp Long  
AR-W-L

Base diameter 100 mm  
Base rod length 50 mm  
Arm length 550+550 mm  
Shade diameter 228 mm  
Arm rotation 180 degrees  
Removable cord length 2500 mm (included)  
On/Off switch on the lamp base



Wall Lamp 45  
AR-W-45

Base diameter 130 mm  
Base rod length 63 mm  
Arm length 700+670 mm  
Shade diameter 450 mm  
Arm rotation 180 degrees  
Removable cord length 2500 mm (included)  
On/Off switch on the lamp base



Wall Lamp Double Long Short  
AR-W2-LS


Base diameter 100 mm  
Base rod length 50 mm  
Long arm length 550+550 mm  
Short arm length 350+350 mm  
Shade diameter 228 mm  
Arm rotation 180 degrees  
Removable cord length 2500 mm (included)  
On/Off switch on the lamp base






Ceiling Lamp  
AR-C

Base diameter 200 mm  
Base rod length 70 mm  
Arm length 350+350 mm  
Shade diameter 228 mm



Ceiling Lamp Long  
AR-C-L

Base diameter 200 mm  
Base rod length 140 mm  
Arm length 550+550 mm  
Shade diameter 228 mm



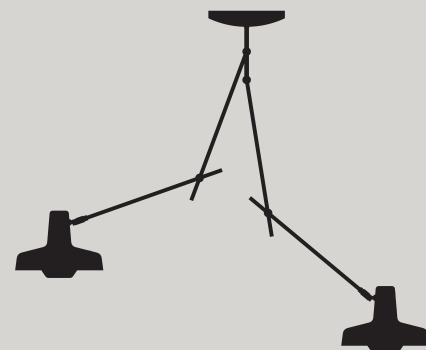
Ceiling Lamp 45  
AR-C-45

Base diameter 200 mm  
Base rod length 140 mm  
Arm length 700+670 mm  
Shade diameter 450 mm



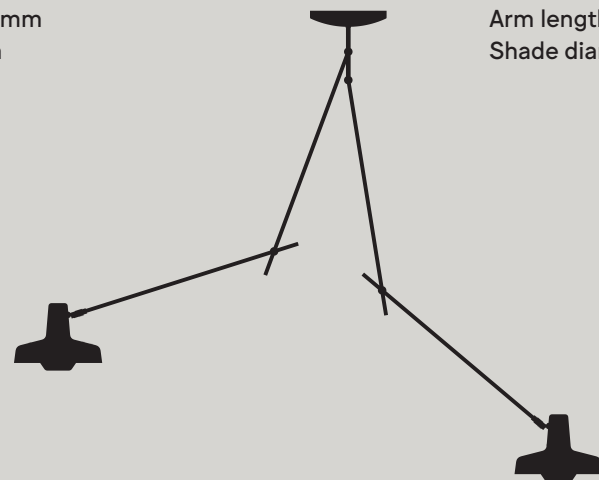
Pendant Lamp  
AR-P

Ceiling rose diameter 86 mm  
Shade diameter 228 mm  
Cable 2500 mm (custom cable  
length available on request)



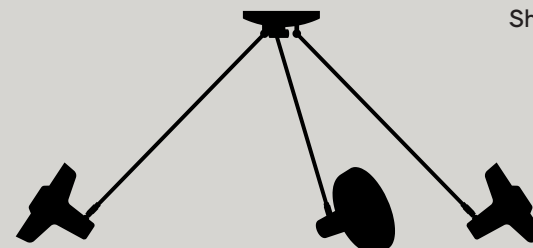
Ceiling Lamp Double  
AR-C2

Base diameter 200 mm  
Base rod length 140 mm  
Arm length 2× 350+350 mm  
Shade diameter 228 mm



Ceiling Lamp Long Double  
AR-C2-L

Base diameter 200 mm  
Base rod length 140 mm  
Arm length 2× 550+550 mm  
Shade diameter 228 mm



Ceiling Lamp P3  
AR-CP3

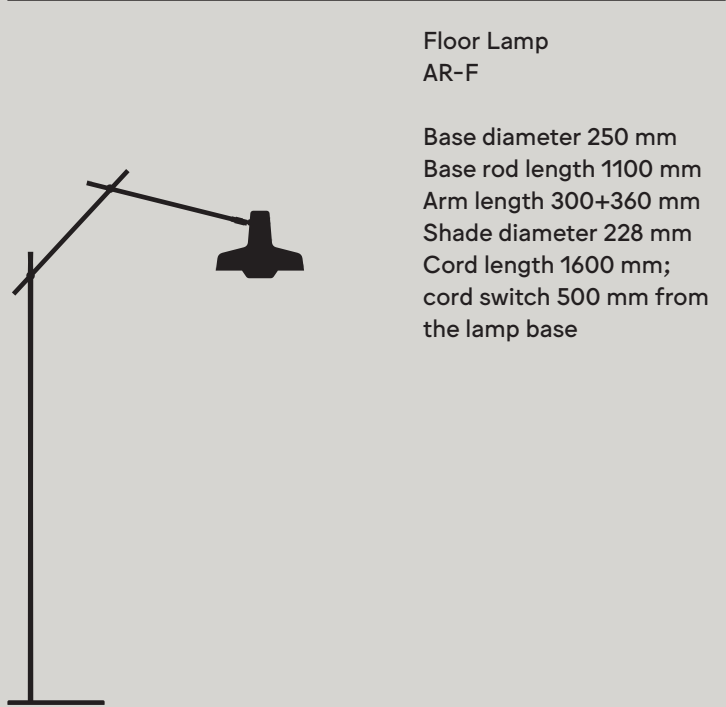
Base diameter 200 mm  
Arm length 3× 650 mm  
Shade diameter 228 mm



Pendant Lamp 45  
AR-P-45

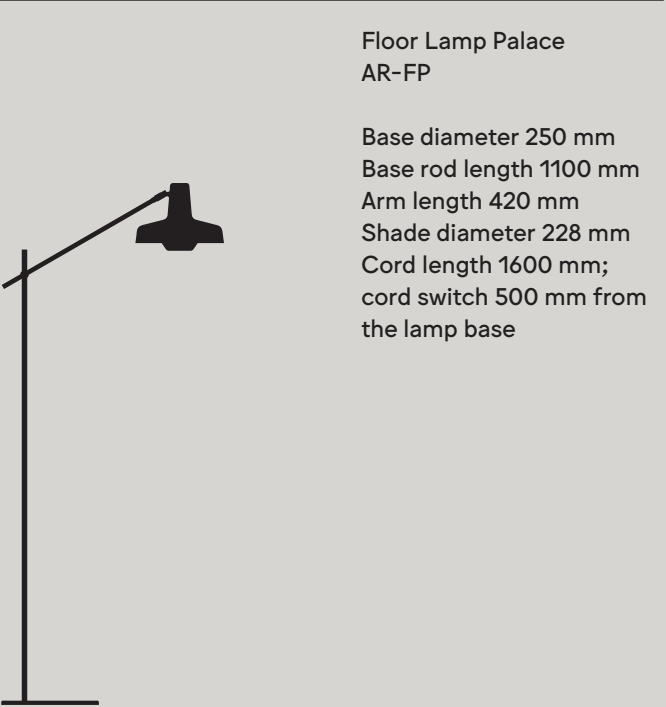
Ceiling rose diameter 86 mm  
Shade diameter 450 mm  
Cable 2500 mm (custom cable  
length available on request)





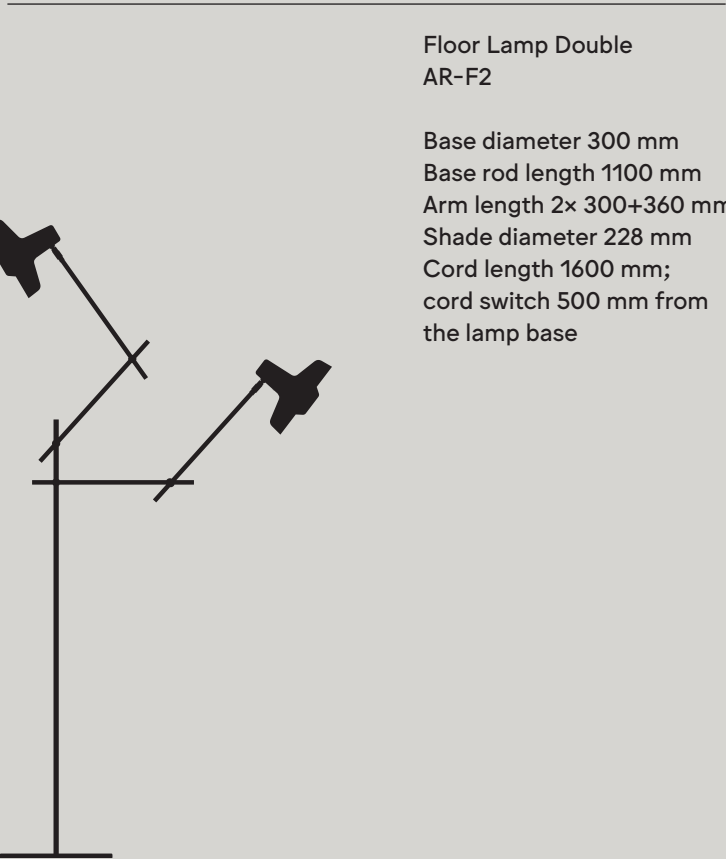
Floor Lamp  
AR-F

Base diameter 250 mm  
Base rod length 1100 mm  
Arm length 300+360 mm  
Shade diameter 228 mm  
Cord length 1600 mm;  
cord switch 500 mm from  
the lamp base



Floor Lamp Palace  
AR-FP

Base diameter 250 mm  
Base rod length 1100 mm  
Arm length 420 mm  
Shade diameter 228 mm  
Cord length 1600 mm;  
cord switch 500 mm from  
the lamp base



Floor Lamp Double  
AR-F2

Base diameter 300 mm  
Base rod length 1100 mm  
Arm length 2× 300+360 mm  
Shade diameter 228 mm  
Cord length 1600 mm;  
cord switch 500 mm from  
the lamp base

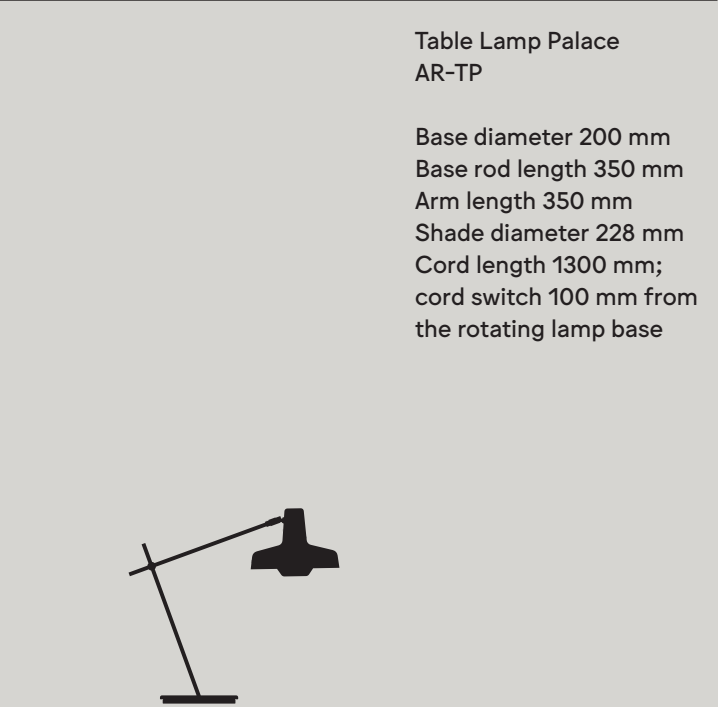


Table Lamp Palace  
AR-TP

Base diameter 200 mm  
Base rod length 350 mm  
Arm length 350 mm  
Shade diameter 228 mm  
Cord length 1300 mm;  
cord switch 100 mm from  
the rotating lamp base

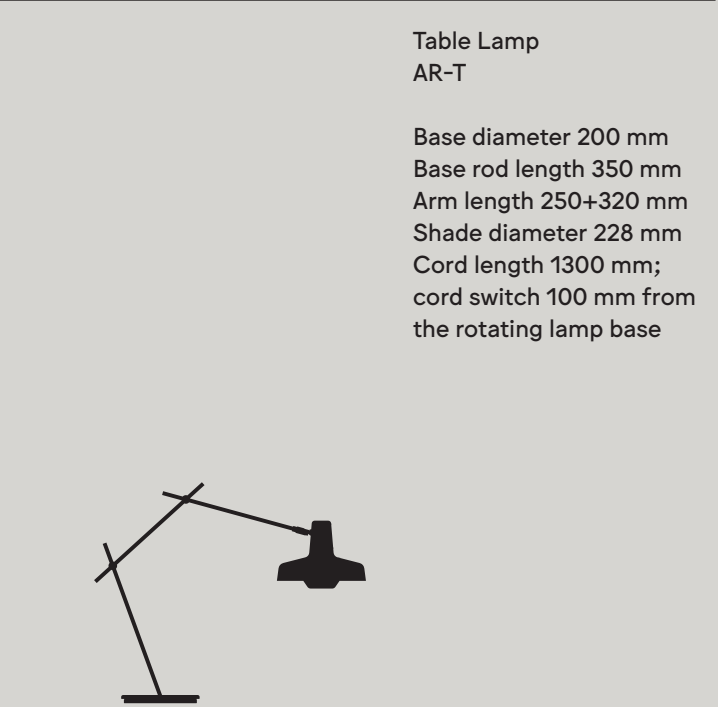


Table Lamp  
AR-T

Base diameter 200 mm  
Base rod length 350 mm  
Arm length 250+320 mm  
Shade diameter 228 mm  
Cord length 1300 mm;  
cord switch 100 mm from  
the rotating lamp base

Colour:



Black



White




Red\*



Blue\*



Green\*



Raw\*\*

\* Available for pendants and Wall Extra Short only

\*\* Available for pendants only



||i ||i



Ili Ili is something of a toy for grown-ups that invites you to combine various forms and colours into your own personalised lamp. It is lightweight, simple, and extremely versatile, a collection of modular pendant lamps composed of six different handcrafted aluminium elements.

Coming in various shades of matte colours and different cable colours, the final combination of elements is determined by the user. By playing with the design through the online configurator, the customer builds their own lamp and creates a relationship with it even before it arrives at their home.























Ili Ili Custom Ili Ili Combinations




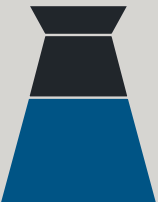



Coney Cone









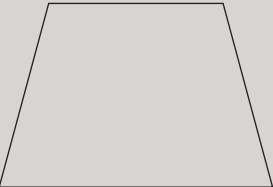



Do you want to go a colourful or monochromatic way? You'd prefer a big, four-piece combination or a simple lamp with just one piece? Do you want that element upside down? The combinations and possibilities are almost limitless. And they all look amazing. So, let's play.























Characteristics:  
Aluminium lampshade is press spun by hand. Powder coated in different matte shades. Plastic ceiling cup is included for pendant lamps. Wall lamps include rotating arm, removable cord and On/Off switch on the lamp base. Installation ceiling hardwiring, for wall lamps hardwiring or plug-in.

Light Source:  
E27 max 75W (not included).

	A  ø 76 mm ø 125 mm H 95 mm		B  ø 125 mm ø 185 mm H 115 mm
	C  ø 185 mm ø 290 mm H 196 mm		D  ø 125 mm ø 185 mm H 54 mm
	E  ø 125 mm ø 317 mm H 115 mm		F  ø 290 mm ø 317 mm H 54 mm













Element Colour RAL:

								
9005	9016	1013	7024	7005	7030	7032	3005	3000
								
5003	5010	5014	6011	6021	6019	1032	1023	1018

Cord Colour:

						
Black	White	Grey	Red	Blue	Green	Yellow

\* Cord and switch for wall lamps available only in black and white colour

	Madame Bovary BB  W 185 mm H 230 mm		Kiss Me EE  W 317 mm H 230 mm		Morning After BC  W 290 mm H 311 mm
	La Lava ABD  W 185 mm H 264 mm		Cocktail Please ADB  W 185 mm H 264 mm		Gone Fishing AAB  W 185 mm H 305 mm
	Nighty Night ABB  W 185 mm H 325 mm		Cat's Hat AEF  W 317 mm H 264 mm		Prom Queen BDE  W 317 mm H 284 mm
	Dance All Night BBC  W 290 mm H 426 mm		Coney Cone ABC  W 290 mm H 406 mm		Wall Lamp AB-W  W 350 mm H 260 mm



Baluna



Designing Baluna, we aimed to design light itself; the way it occupies space and affects mood. Every segment of Baluna has passed through the hands of master craftsmen who have shaped and painted the tubing and the shades, and handblown the glass. Their skilful eyes and expert touch guarantee the quality of each and every lamp. The collection is available with optional dimmer that enables maximum control over the light intensity. Finally, the triple coated satin glass opal diffuser, which can rotate around its axis infinitely, provides fine control over the ambient light.

All the functional parts, including the power switch, dimmer, power cord and powder coated tightening rings, have been custom designed to fit seamlessly into the form of the lamp. Apart from floor, table, wall, ceiling and pendant models, the Baluna collection is completed with two versions of chandeliers, the only products of this type and size offered by Grupa.








Baluna



Pendant









Baluna

Chandelier 3



Chandelier 6









Baluna



Ceiling Lamp





Baluna

Table / Wall Lamp

Ceiling Lamp





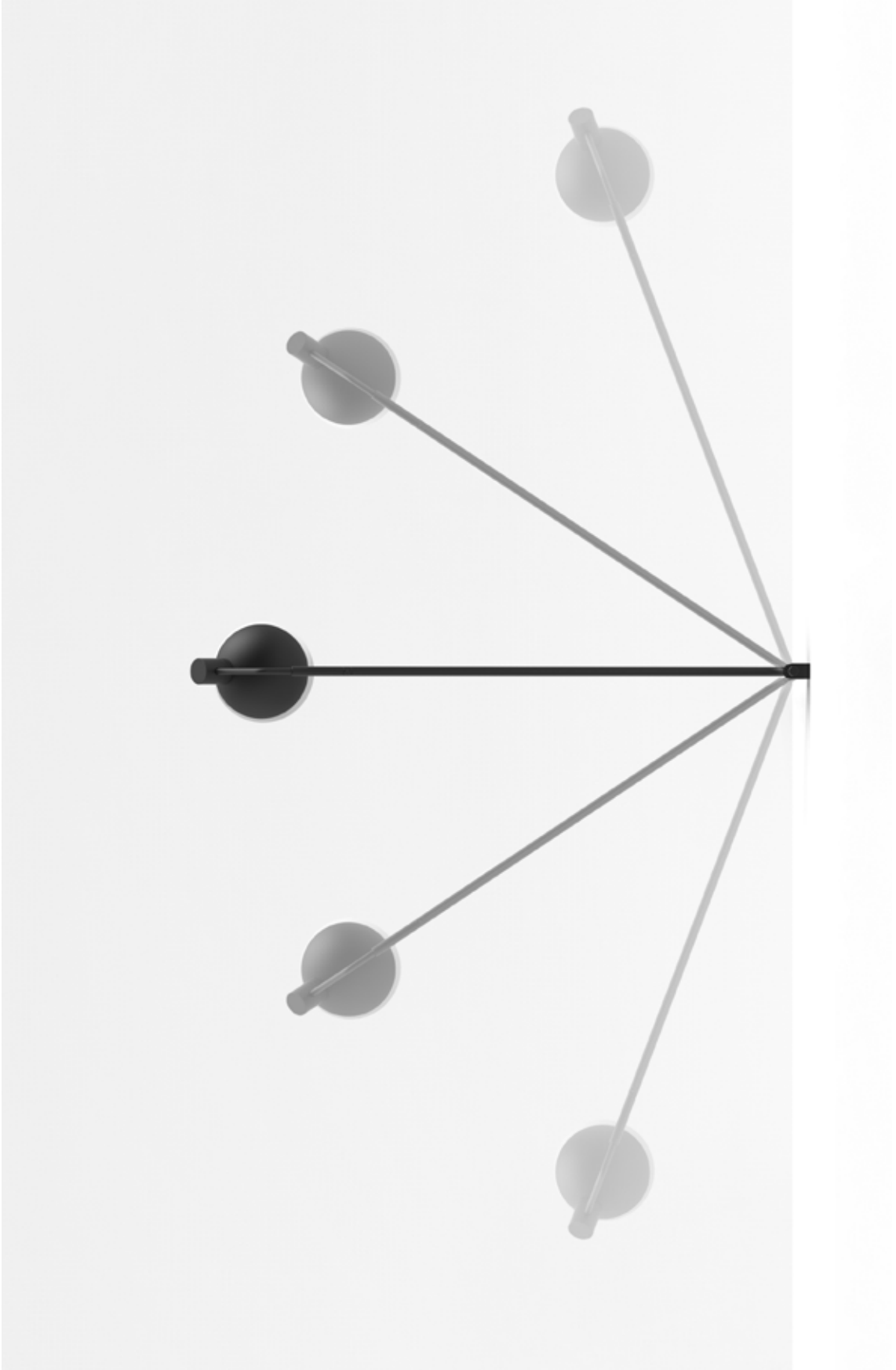








Baluna



Wall Lamp Long





Baluna



Wall Lamp Medium





Baluna



Floor Lamp





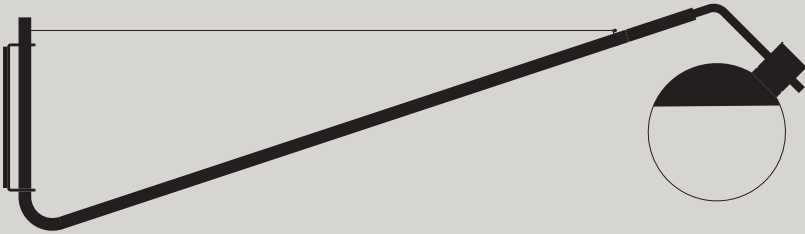


Characteristics:

Steel body shaped, welded and powder coated in deep matte finish. Assembled by hand. Triple coated opal glass diffuser can rotate around its axis indefinitely. Optional dimmer. Steel ceiling rose included for pendant lamp.

Colour:  
Black

Light Source:  
E14 max 8W, max Ø36 mm.  
Non-dimmable or dimmable LED bulb.



Wall Lamp Long  
BA-W-L

1160 × 200 × 320 mm min  
1900 × 200 × 570 mm max  
Sphere shade diameter 200 mm  
Non-removable cord length 2500 mm (included)  
Adjustable length 1160 – 1900 mm  
Arm rotation 180 degrees


Installation plug-in



Wall Lamp Medium  
BA-W-M

525 × 200 × 390 mm  
Sphere shade diameter 200 mm  
Removable cord length 2500 mm (included)  
Arm rotation 135 degrees


Installation wall hardwiring or plug-in



Ceiling / Wall Lamp  
BA-CW

200 × 200 × 270 mm  
Sphere shade diameter 200 mm  
Cord not available

Installation wall or ceiling hardwiring



Floor Lamp  
BA-F

380 × 380 × 1355 mm  
Sphere shade diameter 200 mm  
Non-removable cord length 2500 mm (included)

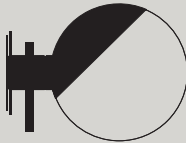


Table / Wall Lamp  
BA-TW

200 × 200 × 270 mm  
Sphere shade diameter 200 mm  
Non-removable cord length 2500 mm (included)

Installation plug-in




Table Lamp  
BA-T


250 × 250 × 465 mm  
Sphere shade diameter 200 mm  
Non-removable cord length 2000 mm (included)



Chandelier 3  
BA-CH3

Base diameter 240 mm  
Height 700 mm  
Arm length 1185, 595 mm  
Sphere shade diameter 200 mm  
Rotating arms


Installation ceiling hardwiring



Chandelier 6  
BA-CH6

Base diameter 240 mm  
Height 905 mm  
Arm length 3 × 1275 mm  
Sphere shade diameter 200 mm  
Rotating arms


Installation ceiling hardwiring



Pendant Lamp  
BA-P

Ceiling rose diameter 86 mm  
Sphere shade diameter 200 mm  
Cable 2500 mm (custom cable length available on request).

Installation ceiling hardwiring



Ceiling Lamp  
BA-C

200 × 200 × 1360 mm min  
200 × 200 × 2030 mm max  
Sphere shade diameter 200 mm  
Adjustable height  
1360 – 2030 mm  
Removable cord length  
2500 mm (included)

Installation ceiling hardwiring or plug-in





Model



Model is essentially a replication of a playful sketch in space, yet, in a way it was born out of consideration of the very material and an extreme reduction of elements from which a given object is made. Free from complications and with a “not yet finished” look, Model is a unique floor lamp.

The final design is left to the customer and it depends on the choices provided by Grupa. To finish a Model, one has to choose from three different sets of steel frames in a black or white finish and various possibilities in the colour of the textile cord. Model comes with a lightbulb selected by Grupa, however, everyone is free to experiment.



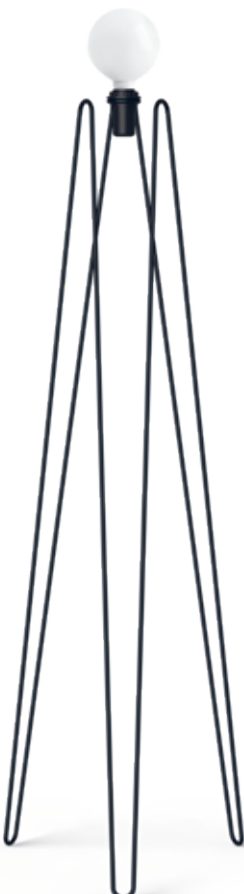




Model

Model 1   Model 2   Model 3





Model

Model 1   Model 2   Model 3



Model 2





Model

Model 3    Model 2



Dark Green Cord






Model

Characteristics:  
Powder coated steel frames shaped,  
welded and assembled by hand.  
3000 mm textile cord.


Light Source:  
E27 max 42W (Ø125 mm glass  
LED bulb included).

Colour:  
Black, White.




Model 1  
M1

L 270 mm  
W 270 mm  
H 1470 mm



Model 2  
M2


L 350 mm  
W 350 mm  
H 1470 mm




Model 3  
M3

L 270 mm  
W 310 mm  
H 1470 mm

Frame Colour:




Black




White


Cord Colour:




Black




Grey




White




Yellow




Red




Copper



Cyan



Green



Dark Green



Dot



Dot is a collection of side tables that come in two dimensions and different colours, designed to follow the style and the thought of Grupa's lighting fixtures. The metal under-structure provides the strength and character which changes slightly depending on which side you look at it from.

Whether as a standalone piece or a combination of two given dimensions of these side tables, Dot is always working for the space it is in. It is made of durable and lightweight materials, steel frame with aluminium top, so it can work both indoors or outdoors.











Dot

Dot Small



Dot Large    Dot Small





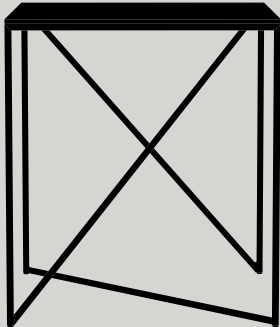
Dot

Dot Small

Characteristics:  
Steel legs shaped and welded by hand with the aluminium tabletop.  
Powder coated in different matte shades. 5 mm thick tabletop. Indoor and outdoor use.


Dot Small  
DOT-S

L 400 mm  
W 400 mm  
H 450 mm



Dot Large  
DOT-L

L 550 mm  
W 700 mm  
H 350 mm



Colour RAL:

\* Longer delivery time



Black  
9005



White  
9016



Grey\*  
7005



Green\*  
6011



# Index

## Okolo

Wall Lamp Small

OK-W-S




Table Lamp

OK-T



Floor Lamp

OK-F



Pendant Lamp 47

OK-P-47



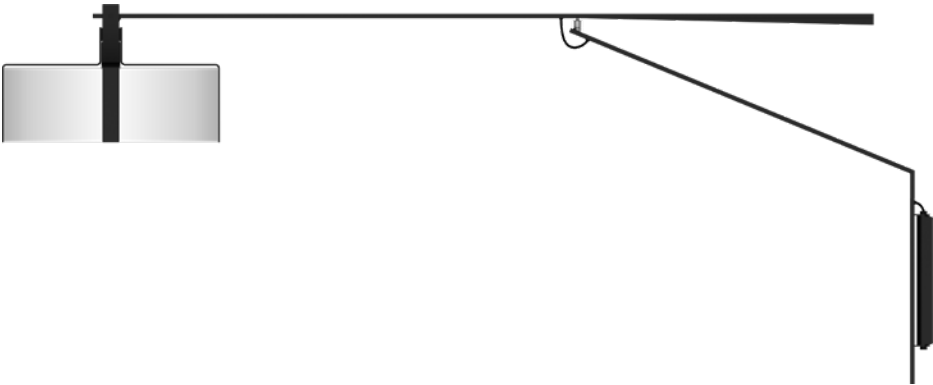
Pendant Lamp 35

OK-P-35



Wall Lamp Long

OK-W-L



## Onda

Pendant

ON-P





# Arigato

Wall Lamp Extra Short

AR-W-XS



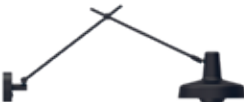
Wall Lamp Short

AR-W-S



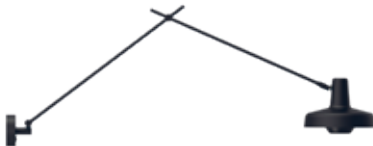
Wall Lamp

AR-W



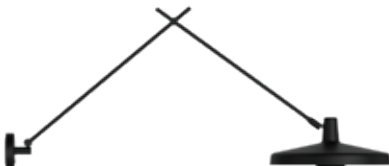
Wall Lamp Long

AR-W-L



Wall Lamp 45

AR-W-45



Wall Lamp P2

AR-WP2



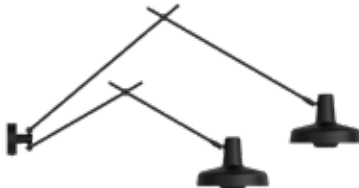
Wall Lamp Double

AR-W2



Wall Lamp Double Long Short

AR-W2-LS



Pendant Lamp

AR-P



Table Lamp Palace

AR-TP



Table Lamp

AR-T



Pendant Lamp 45

AR-P-45



Ceiling Lamp

AR-C



Ceiling Lamp Long

AR-C-L



Ceiling Lamp 45

AR-C-45



Ceiling Lamp Double

AR-C2



Ceiling Lamp Long Double

AR-C2-L



Ceiling Lamp P3

AR-CP3



Floor Lamp Palace

AR-FP



Floor Lamp

AR-F



Floor Lamp Double

AR-F2





Baluna

Wall Lamp Long BA-W-L




Wall Lamp Medium BA-W-M



Table Lamp BA-T



Table / Wall Lamp BA-TW



Pendant Lamp BA-P



Ceiling Lamp BA-C



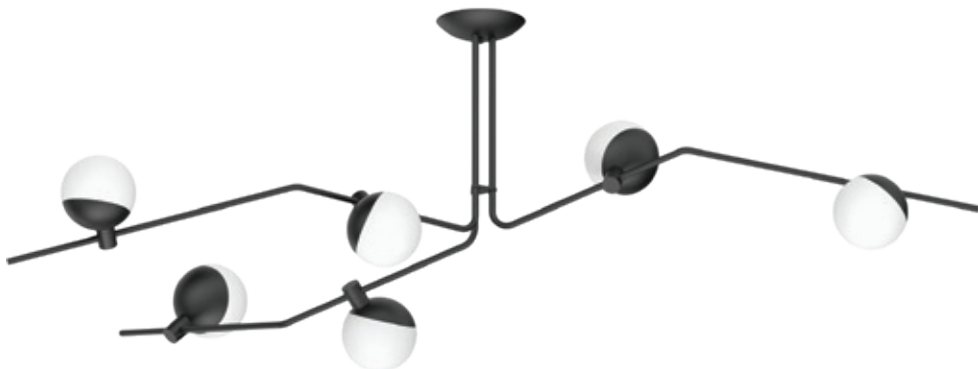
Ceiling / Wall Lamp BA-CW



Chandelier Lamp 3 BA-CH3



Chandelier Lamp 6 BA-CH6



Floor Lamp BA-F



Ili Ili

Madame Bovary BB



Kiss Me EE



Morning After BC



La Lava ABD



Cocktail Please ADB



Gone Fishing AAB



Nighty Night ABB



Cat's Hat AEF



Prom Queen BDE



Dance All Night BBC



Coney Cone ABC



Wall Lamp AB-W



# Igram

Lamp + TableIG-LT

Wall LampIG-W

Portable Table LampIG-PT-I



Portable Table LampIG-PT-J

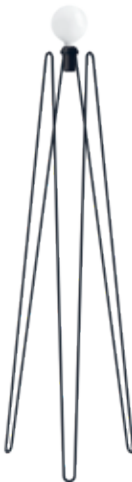


# Model

Model 1M1

Model 2M2

Model 3M3



# Dot

Dot LargeDOT-L

Dot SmallDOT-S





Grupa Studio & Showroom  
Popa Dukljanina 1  
10000 Zagreb, HR

+385 1 4576 186  
www.grupa.com

General Information:  
info@grupa.com

Sales:  
sales@grupa.com

Photography and Styling:  
Dean Franić  
Domagoj Kunić  
Duško Vlaović  
Fredrik Sweger  
Hannah Vranko  
Jure Živković  
Manolo Yllera  
Marija Gašparović  
Marko Mihaljević  
Michel Maurice  
Relja Ivanić  
Santiago Brotons  
Saša Antić  
Still Life Blogs  
Studio na.hili  
Vanja Šolin  
Zasoby Studio

3D Visualization:  
Polymachine  
Vinko Pelicarić  
Sveto Bačić

Copywriting:  
Utorak

Design:  
Denis Kovač  
Gareth Jones

Print:  
Printera

Paper:  
Igepa Plana

Grupa products are  
manufactured in Croatia, EU



GRUPA.COM